


HOW TO INSTALL OFFICE 365 TO YOUR DEVICE - STUDENT

Log in to Connect connect.det.wa.edu.au

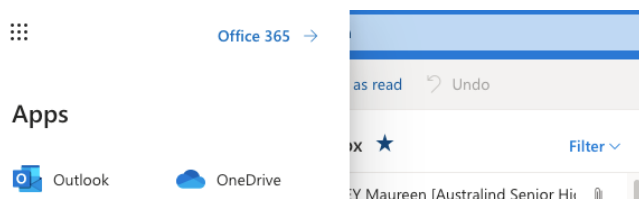
1. Click on your Outlook (email) icon on the top right-hand side of the home page.



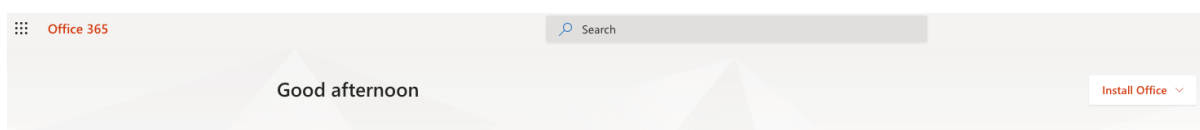
2. Once your Outlook (email) is open, click on the 9 dots (square) on the top left-hand side of the screen.



3. A new window will pop up as a sidebar. Click on the blue Office 365 →



4. A new window will open. Click on the red Install Office



5. A new pop up window will appear. Click on the download arrow to install Office 365 to your device.

